




 **ENERG**  

 WMB1380TLA




**A**  **A**



**A**  
**B**  
**C**  
**D**  
**E**  
**F**  
**G**

---

**47 kWh** /  **100**

---

 **8,0 kg**    **3:38**    **48 L**

 **AB CDEFG**    **78 dB** **AB CD**

2019/2014